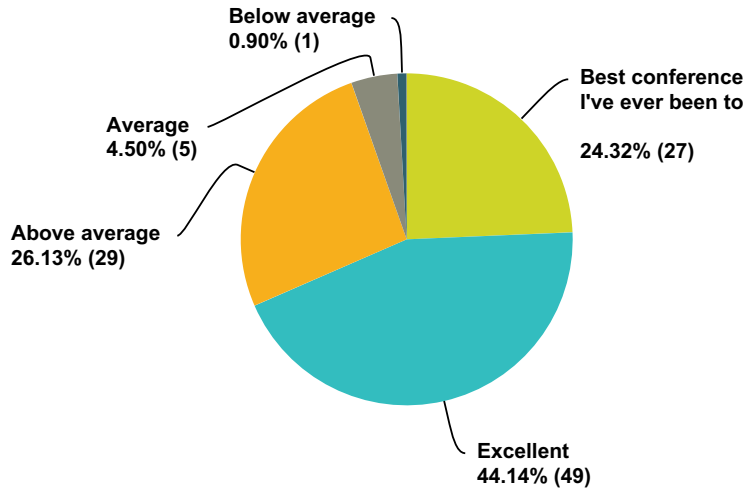


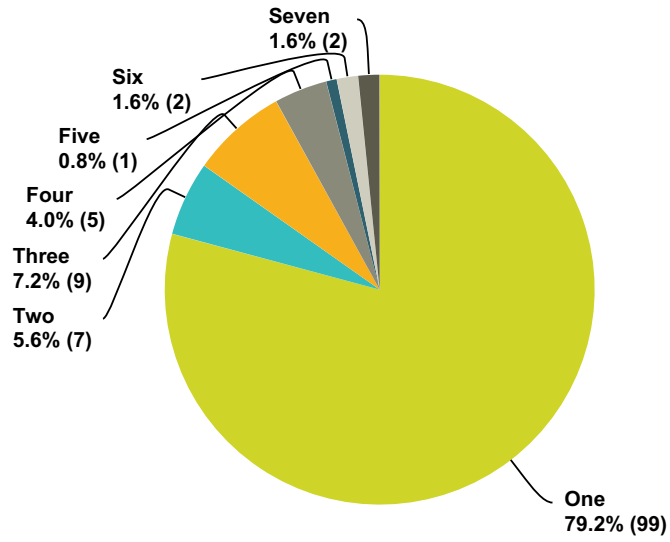
**Please rate your overall experience in
the 2016 SAEA conference**

Answered: 111 Skipped: 14



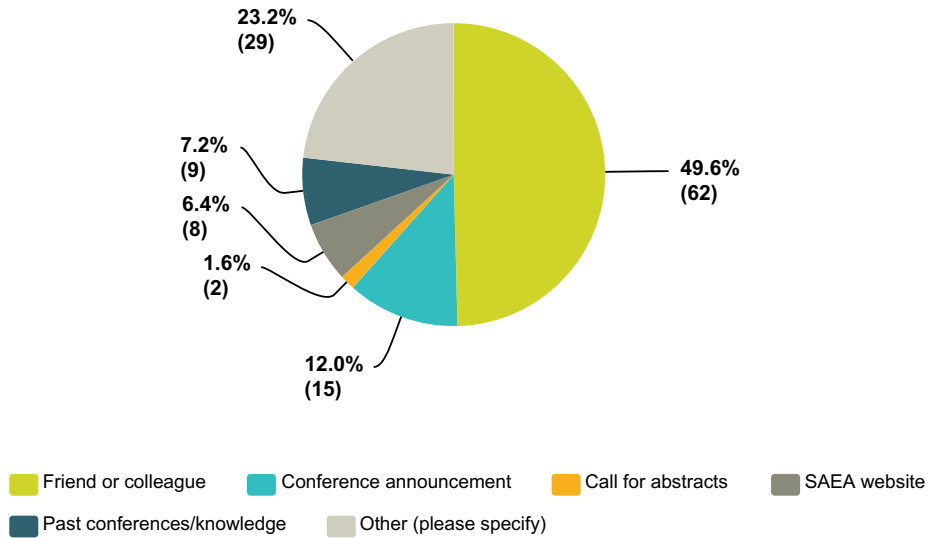
How many SAEA conferences have you attended (including the 2016 Santa Cruz Conference)?

Answered: 125 Skipped: 0



How did you find out about the SAEA Conference in Santa Cruz?

Answered: 125 Skipped: 0



#	Other (please specify)	Date
1	I am an organizer	
2	Organizer	
3	EL workshop day at UC Davis	
4	I'm on the Steering Committee	
5	Online search small farmers	
6	I am on the SAEA Steering Council	
7	Facebook	
8	Saea email list	
9	All of above	
10	Work	
11	Berkeley Food Institute sponsored me to attend	
12	Internet search for sustainable ag conferences	
13	Food Tank	
14	Student Farm listserv	
15	Professors	
16	UC GFI	
17	Staff for conference	
18	i am an apprentice at casfs, and we were offered a limited number of scholarships.	
19	School internship	
20	Cosponsor	
21	Chesapeake Foodshed Network email	

SAEA Post Conference Evaluation

How useful were the following activities

Answered: 123 Skipped: 2

	Very useful	Useful	Somewhat useful	A little useful	Not at all useful	Total	Weighted Average
World Café (Friday morning)	35.00% 35	40.00% 40	20.00% 20	4.00% 4	1.00% 1	100	1.96
Keynote speakers (Friday morning)	61.26% 68	30.63% 34	6.31% 7	1.80% 2	0.00% 0	111	1.49
Open space (Friday afternoon)	42.11% 48	29.82% 34	21.93% 25	5.26% 6	0.88% 1	114	1.93
Decolonizing Foodways Symposium (Friday night)	58.41% 66	29.20% 33	7.08% 8	4.42% 5	0.88% 1	113	1.60
Structured Sessions & Presentations (Saturday morning)	54.55% 66	38.02% 46	6.61% 8	0.83% 1	0.00% 0	121	1.54
Field Trips (Saturday afternoon & Sunday)	55.75% 63	30.97% 35	10.62% 12	2.65% 3	0.00% 0	113	1.60
Real Food Challenge Dinner (Saturday night)	47.52% 48	29.70% 30	14.85% 15	7.92% 8	0.00% 0	101	1.83
Workshops (Sunday)	55.26% 63	35.96% 41	7.02% 8	0.88% 1	0.88% 1	114	1.56

SAEA Post Conference Evaluation

Please rate the food provided by the conference

Answered: 120 Skipped: 5

	Very good	Good	Neutral	Poor	Very poor	Total	Weighted Average
Breakfasts	19.64% 22	48.21% 54	25.00% 28	5.36% 6	1.79% 2	112	2.21
Lunches	25.21% 30	51.26% 61	17.65% 21	4.20% 5	1.68% 2	119	2.06
Dinner (Friday night)	88.18% 97	10.91% 12	0.91% 1	0.00% 0	0.00% 0	110	1.13
Dinner (Saturday night)	87.25% 89	9.80% 10	2.94% 3	0.00% 0	0.00% 0	102	1.16

SAEA Post Conference Evaluation

**How satisfied were you with the
conference facilities?**

Answered: 121 Skipped: 4

	Very satisfied	Somewhat satisfied	Not satisfied	Does not apply to me	Total	Weighted Average
Housing	41.74% 48	24.35% 28	3.48% 4	30.43% 35	115	2.23
Dining	57.02% 65	34.21% 39	6.14% 7	2.63% 3	114	1.54
Hay Barn evening meals	86.44% 102	8.47% 10	0.85% 1	4.24% 5	118	1.23
Large Meeting spaces	88.98% 105	9.32% 11	0.85% 1	0.85% 1	118	1.14
Small meeting spaces	76.07% 89	21.37% 25	2.56% 3	0.00% 0	117	1.26
Farm & Garden	92.24% 107	1.72% 2	0.86% 1	5.17% 6	116	1.19
Transportation on-campus	61.95% 70	15.04% 17	0.88% 1	22.12% 25	113	1.83
Transportation off-campus	54.46% 61	12.50% 14	0.00% 0	33.04% 37	112	2.12

SAEA Post Conference Evaluation

To what extent did the conference help you . . .

Answered: 110 Skipped: 15

	A great deal	A lot	Somewhat	A little	Not at all	Total	Weighted Average
Develop professionally	30.28% 33	37.61% 41	28.44% 31	2.75% 3	0.92% 1	109	2.06
Build a network with peers and colleagues	43.64% 48	35.45% 39	16.36% 18	3.64% 4	0.91% 1	110	1.83
Identify your values	28.30% 30	33.02% 35	25.47% 27	9.43% 10	3.77% 4	106	2.27
Confirm your values	45.37% 49	38.89% 42	12.96% 14	2.78% 3	0.00% 0	108	1.73
Provide useful resources	35.51% 38	45.79% 49	18.69% 20	0.00% 0	0.00% 0	107	1.83
Challenge your values	15.89% 17	17.76% 19	32.71% 35	22.43% 24	11.21% 12	107	2.95

SAEA Post Conference Evaluation

**What topics would you like to see at
future SAEA conferences?**

Answered: 107 Skipped: 18

	Very interested	Somewhat interested	Not interested	Total	Weighted Average
Curriculum design & co-curricular programming	55.77% 58	33.65% 35	10.58% 11	104	1.55
Experiential learning & training, on-farm and throughout the production system	64.76% 68	33.33% 35	1.90% 2	105	1.37
Educational action research, ag. extension and educator professional development	48.11% 51	46.23% 49	5.66% 6	106	1.58
Community engagement, popular education, and critical pedagogy	69.81% 74	26.42% 28	3.77% 4	106	1.34
Support activities – evaluation, program development, recruitment, access, future careers	56.73% 59	35.58% 37	7.69% 8	104	1.51
Curriculum and activities focused on social and food justice in the food system	67.62% 71	28.57% 30	3.81% 4	105	1.36

SAEA Post Conference Evaluation

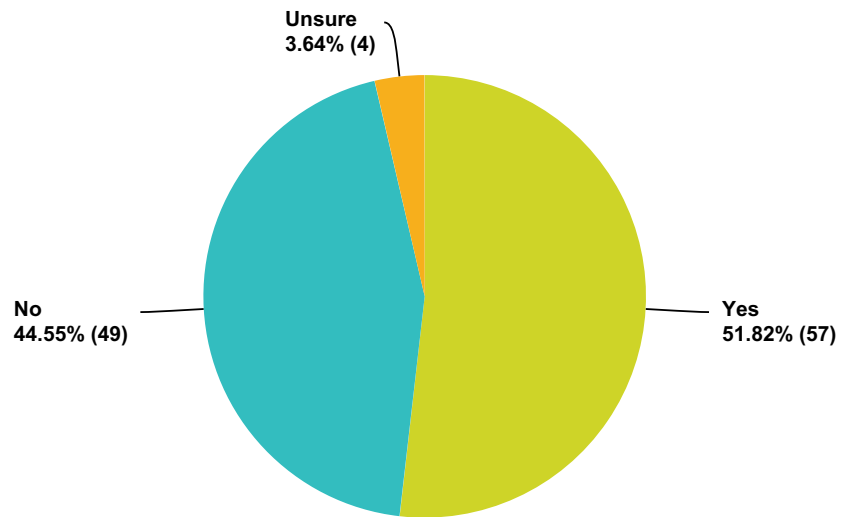
**What do you want to see more or less
of in the next conference?**

Answered: 107 Skipped: 18

	Much more	More	Same amount	Less	Much less	Total	Weighted Average
World Café (Friday morning)	6.32% 6	14.74% 14	69.47% 66	6.32% 6	3.16% 3	95	2.85
Keynote speakers (Friday morning)	9.71% 10	14.56% 15	68.93% 71	5.83% 6	0.97% 1	103	2.74
Open space (Friday afternoon)	6.80% 7	16.50% 17	62.14% 64	10.68% 11	3.88% 4	103	2.88
Decolonizing Foodways Symposium (Friday night)	12.87% 13	18.81% 19	51.49% 52	14.85% 15	1.98% 2	101	2.74
Structured Sessions & Presentations (Saturday morning)	14.02% 15	22.43% 24	56.07% 60	7.48% 8	0.00% 0	107	2.57
Field Trips (Saturday)	11.65% 12	9.71% 10	72.82% 75	4.85% 5	0.97% 1	103	2.74
Real Food Challenge Dinner (Saturday night)	9.68% 9	9.68% 9	68.82% 64	10.75% 10	1.08% 1	93	2.84
Workshops (Sunday)	12.87% 13	26.73% 27	53.47% 54	5.94% 6	0.99% 1	101	2.55

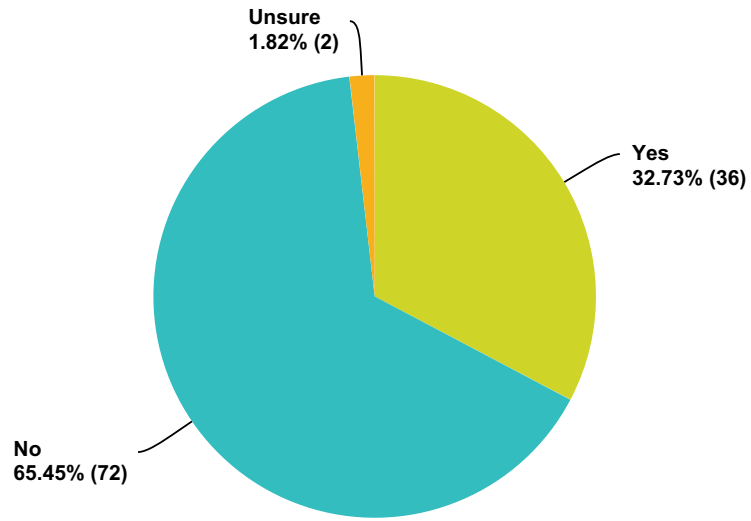
Do you currently farm (personally, professionally, or for research?)

Answered: 110 Skipped: 15



Are you a student?

Answered: 110 Skipped: 15



SAEA Post Conference Evaluation

Are you a student in . . .

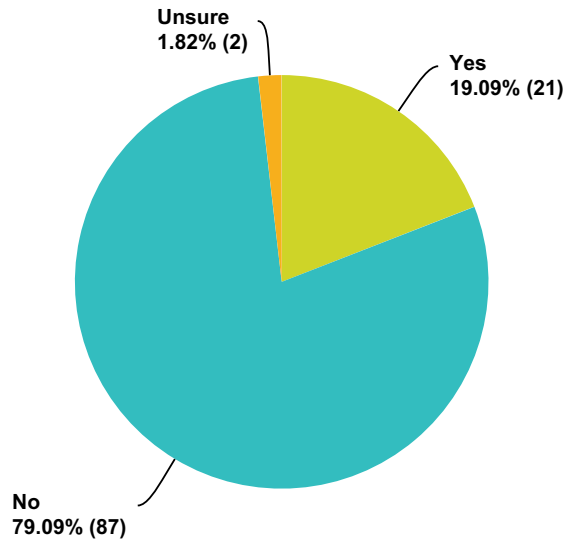
Answered: 36 Skipped: 89

Answer Choices	Responses
High School	0.00% 0
Certificate Program	8.33% 3
Undergraduate - 2 year community college	0.00% 0
Undergraduate - 4 year college or university	36.11% 13
Graduate student, M.S./M.A.	13.89% 5
Graduate student, Ph.D.	33.33% 12
Other (please specify)	8.33% 3
Total	36

#	Other (please specify)	Date
1	life	
2	life	
3	I	

Are you a beginning farmer/apprentice/intern?

Answered: 110 Skipped: 15



SAEA Post Conference Evaluation

Are you a . . .

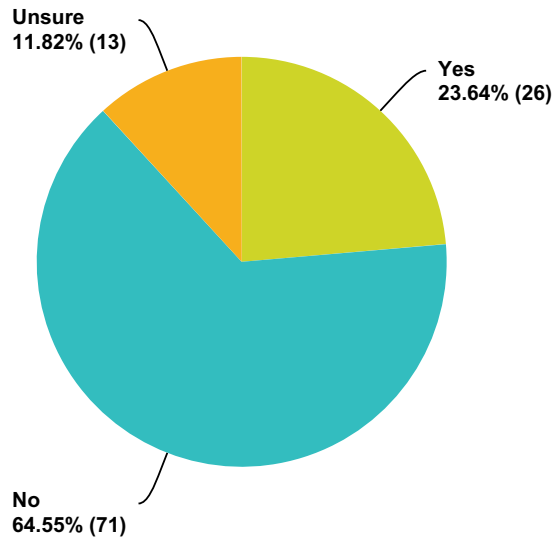
Answered: 20 Skipped: 105

Answer Choices	Responses
Beginning or aspiring farmer?	65.00% 13
Food systems student or intern	45.00% 9
Other (please specify)	15.00% 3
Total Respondents: 20	

#	Other (please specify)	Date
1	Educator	
2	teacher	
3	I aspire to be a crop advisor and work in crop variety development	

Are you a low Income staff or activist?

Answered: 110 Skipped: 15



SAEA Post Conference Evaluation

Are you . . .

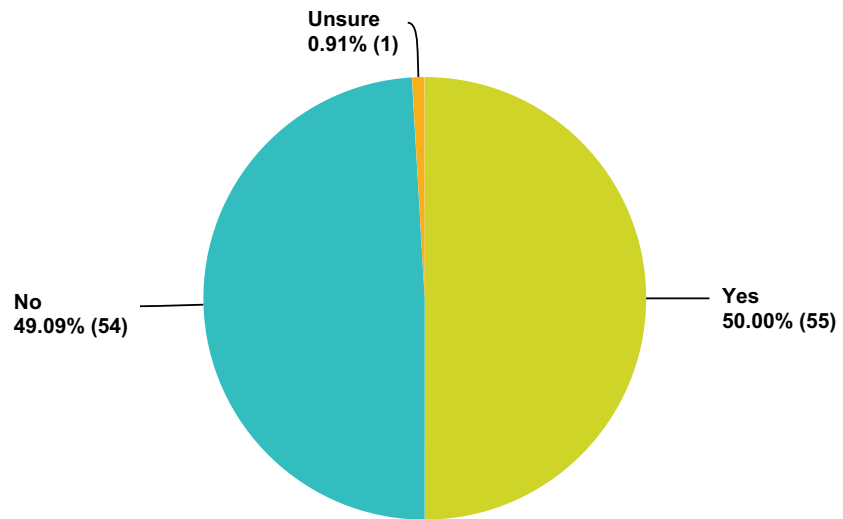
Answered: 20 Skipped: 105

Answer Choices	Responses
Staff at a CBO or non-profit	55.00% 11
An activist	40.00% 8
Other (please specify)	30.00% 6
Total Respondents: 20	

#	Other (please specify)
1	Live and work on my family farm
2	retired, but active as a consultant
3	Temporary consultant (grant funded) for non-profit
4	Student intern for a nonprofit
5	practitioner
6	Farmer and educator

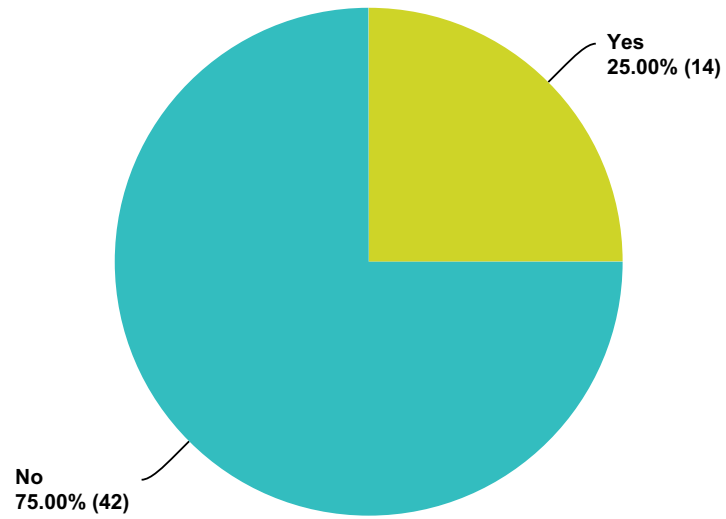
Are you salaried staff, faculty, or an administrator?

Answered: 110 Skipped: 15



Do you work for the University of California?

Answered: 56 Skipped: 69



SAEA Post Conference Evaluation

Are you . . .

Answered: 50 Skipped: 75

Answer Choices	Responses	
Staff	42.00%	21
Teaching faculty	52.00%	26
Extension faculty	2.00%	1
Administrator	8.00%	4
Other (please specify)	14.00%	7
Total Respondents: 50		

#	Other (please specify)	
1	Non-profit organization	
2	Tenured faculty at regional master's level university (combined teaching & research)	
3	farmer	
4	contracted staff, Sodexo with UC Davis Dining Services	
5	Instructor	
6	research + teaching faculty	
7	Program Manager/ Contractor for a UC	

What is your age?

Answered: 110 Skipped: 15

Answer Choices	Responses	
Under 18 years	0.00%	0
18-24 years	16.36%	18
25-34 years	36.36%	40
35-44 years	24.55%	27
45-54 years	10.00%	11
55-54 years	9.09%	10
65-74 years	3.64%	4
75 years or older	0.00%	0
Total		110

SAEA Post Conference Evaluation

**Which of the following best represents
your racial or ethnic heritage?
(Choose all that apply)**

Answered: 108 Skipped: 17

Answer Choices	Responses
Black, African American or Afro-Caribbean	3.70% 4
East Asian or Asian American	6.48% 7
Latino or Hispanic American	7.41% 8
Middle Eastern or Arab American	0.00% 0
Native American, American Indian or Alaskan Native	2.78% 3
Native Hawaiian or Pacific Islander	3.70% 4
South Asian or Indian American	0.93% 1
White or European American	80.56% 87
Other (please specify)	4.63% 5
Total Respondents: 108	

#	Other (please specify)	Date
1	White European	
2	Race: White, Ethnicity: Mixed	
3	White European (but not American)	
4	HUMAN	
5	Mexican	

SAEA Post Conference Evaluation

What gender identity do you most relate with? (check one)

Answered: 106 Skipped: 19

Answer Choices	Responses
Female	71.70% 76
Male	25.47% 27
Trans female/Trans woman	0.00% 0
Trans male/Trans man	0.00% 0
Gender queer/ gender non-conforming	1.89% 2
Other (please specify)	0.94% 1
Total	106

#	Other (please specify)	Date
1	Woman	

Which best describes your sexual identity? (please check all that apply)

Answered: 104 Skipped: 21

Answer Choices	Responses
Gay or lesbian	4.81% 5
Bisexual	9.62% 10
Queer	5.77% 6
Straight/heterosexual	81.73% 85
Other (please specify)	3.85% 4
Total Respondents: 104	

#	Other (please specify)
1	I would prefer not to share this
2	Married 47 years
3	Sexual
4	I

SAEA Post Conference Evaluation

A person's social class is determined by a number of things including education, income, occupation and wealth. If you were asked to use one of these five names for your social class, which would you choose?

Answered: 108 Skipped: 17

Answer Choices	Responses
Wealthy	0.00% 0
Upper-middle class	21.30% 23
Middle class	54.63% 59
Working class	13.89% 15
Low income / poor	2.78% 3
Don't know	0.00% 0
Other (please specify)	7.41% 8
Total	108

#	Other (please specify)
1	grew up upper middle class, lower middle class
2	I know most people in the U.S. claim they are middle class; I am middle in terms of income, upper-middle in terms of education, but come from a working class background and feel working class.
3	It's hard where we live to figure that out, as the cost of living is so high. In other places we'd be upper-middle class, but here? I don't know.
4	Retired, no class :)
5	rich in the ways that matter to me
6	first generation college grad from a low-income family
7	Grew up low income/poor, now lower middle class due to my education and profession. Family is still low income.
8	graduate student

SAEA Post Conference Evaluation

What types of non-formal education have you experienced?

Answered: 62 Skipped: 63

#	Responses	Date
1	On-farm learning, farmer mentor, learning from peers and friends	
2	Activist rallies, skill sharing events.	
3	Hands on training as Landscape Contractor	
4	gardening, building trades, mechanics from father and friends. farming thru employment, coaching sports thru volunteer experience	
5	Popular education Learning on the job in fields and in the office	
6	Apprenticeships	
7	on-the-job training for restoration ecology and environmental consulting.	
8	Workshops, training and professional networking	
9	tons of farm intern experiences	
10	Life in general... living on a farm for 8 years, experiential education courses in permaculture, eco-tourism, rain forest ecology, natural building.	
11	culinary school	
12	Community workshops, conference trainings and sessions (is this non-formal?).	
13	Other conferences, absorbing information about plants from my dad's home business while growing up, working with farm animals at a camp, hiking.	
14	Too many to list...ranges from diverse forms of experiential learning to service learning to formal workshops/seminars to participation in conferences/meetings...and on and on.	
15	Have been an educator in the environmental/experiential/inquiry/project based education for 20 years :). Hands-on learning by doing and reflecting!	
16	Apprenticeship style	
17	Internships, mentoring.	
18	on farm training, yoga teacher training, personal growth training, conferences, workshops and intensives, permaculture design trainings	
19	farmer education sessions	
20	teaching experience	
21	Learning from family, grandparents, etc.	
22	farming experience	
23	Research abroad and time spent living with farming families	
24	Family farm Peace corps	
25	Cultural education	
26	CASFS Farm & Garden apprenticeship	
27	on-farm training	
28	internships with Bee Biology center, internship with Student Farm, internship with organic farm in Hood River Oregon, volunteer at library	
29	Life!	
30	Volunteering with non-profit. Community engaged research (class-based and self-directed).	

SAEA Post Conference Evaluation

31	barista training in Denmark; nonprofit grocery store operations; mentorship training; pedagogical training (summer teacher residency)	
32	WWOOFing on multiple continents	
33	On-farm apprenticeship (as a student), outdoor & environmental education (as both student and educator), community garden workshops (as participant).	
34	farming dance	
35	Farming	
36	State enviro ed certification, sustainable growing trainings through local non-profit	
37	Mentoring with beekeepers.	
38	served as long-term volunteer at Asian Rural Institute last year. have taken courses at community colleges	
39	Waldorf teacher training, healing modalities, spiritual training	
40	Internship at the Food System Economic Partnership, various professional development courses with Zingermans Community of Businesses, research/intern at ECHO Asia Seedbank	
41	Internship, apprenticeship, certificate program, CRAFT events, field days	
42	Plenty- especially through work experiences with farming and volunteer experiences	
43	on-farm, self-directed travel and study	
44	On-farm apprenticeships and many workshops	
45	life	
46	Apprenticeships, vocational, certificate	
47	internships, jobs, travel, workshops, skill shares	
48	on farm apprenticeships	
49	Too much to name. Most has been non-formal.	
50	Not enough.	
51	Farming and failing. Running a business and failing. Active in community conversation and conflicts.	
52	Worked at The Food Project throughout high school which involved a lot of workshops and trainings, also completed an on-farm beginner farmer training program in 2015	
53	farm intern	
54	Worked as a social justice advocate, counselor, and shelter worker for the homeless in Santa Ana for 3 years. Former small-animal veterinary assistant in low income neighborhood in Germany - held position during the summer months for 4 years without academic training.	
55	Working with community artists/gardens	
56	Work exchange farm crew for 2015 growing season.	
57	12.5 years in the military. World travels. Raised on a sustainable farm.	
58	Too much to fit here.	
59	Internships	
60	Wine certification, 16 years of restaurant experience	
61	overseas development work every day on the job	
62	Life experience; learning-by-doing	

What is the highest level of formal education you have completed?

Answered: 108 Skipped: 17

